


*Graphy*

# Tera Harz Smart Robot

The most advanced integrated device for  
Shape Memory Aligner manufacturing.





## Advantages of Tera Harz Smart Robot

This system is more than just a system. The excellence of the world's first Shape Memory Aligner is more elaborated, possible by introducing a state-of-the-art robot-system for greater excellence and convenience. Shape Memory Aligner is made more efficient with the solution of Graphy's new Tera Harz Smart Robot.

### 01 Competitive excellency in technology

Deliver consistent quality of product, 24hr operation time and optimized automated reprogramming.

### 02 Improvement outcomes

Improve the quality of the outcome through sophisticated operation.

### 03 Economic benefits


Reduce consumables, accelerate the treatment and enhance productivity.

### 04 Time efficiency

Same day and convenient treatment.

# Manufacturing process of Tera Harz Smart Robot

## 01 Aligner printing




When the Tera Harz Smart Robot(THSR) picks up the pen and touches the LCD, the print will start. Once the printing is finished, the printer door will open.

## 02 Build plate removal



Tera Harz Smart Robot(THSR) loosens the knob that secures the build plate in the printer and removes it. The build plate is then flipped and mounted onto the alignment disassembly Jig.

## 03 Aligner removal



Use the tip to initially separate the aligner from the support. After changing the tip, completely detach the initially separated aligner. Arrange the separated aligners and mount them in order on the Spinner holder.

## 04 Resin removal



Lift the Spinner holder and mount it onto the Spinner. After mounting, turn the digital knob of the spinner to start the de-resining process. Once de-resining is complete, open the door and remove the holder.

## 05 Curing



Take each aligner from the Spinner holder and mount it onto the curing plate (up to 8 pcs). Lift the curing plate and position it inside the curing device. Close the door and press the LCD to start curing.

**We will do our utmost to ensure continuous technological development and the evolution of our products**

“Change always creates new challenges,  
but the first step forges a new future.  
Graphy will be your companion in this new challenge.”

## Specifications

Product Name	Tera Harz Smart Robot (THSR)
Model Name	R2K2U
Weight(Kg)	20
Application	In-house Aligner Manufacturing (lab/clinic)
Voltage	220V(110V Compatible Module Provided)
Usage	Production Line
After Warranty Service	Video Technical Support
Type	6-axis Vertical Multi-joint
Machine type	Aligner Manufacturing Robot Arm 6 Axis
Aligner Material	Tera Harz Clear
Warranty	1 year

**Graphy**

3D Print the World with Graphy's Solutions

Supplier : Graphy Inc.

Manufacturer : Digital Graphy Inc.

6th FL., Ace Gasan FORUJ, 225, Gasan Digital 1-ro, Geumcheon-gu, Seoul

Tel +82-2-864-3056 E-mail info@itgraphy.com www.itgraphy.com